


Welcome Back!

Briefing Slides for Release of N-Level Results



Dear students,


As we gather here today, let us all celebrate our efforts!



Finally, we are going to get our results!



Remember that while **everyone's educational journey is different, we can each have a fulfilling outcome!**





Some advice for students:

- **Embracing Resilience**
- **Learning from Mistakes**
- **Celebrating Achievements**
- **Maintaining Good Habits**
- **Seeking Support**
- **Looking Forward to Post-Secondary Education**
- **Cultivating a Positive Mindset**

Some advice for parents in supporting your child



Emotional Support:

Be a pillar of encouragement and stability.

Celebrate their achievements.

Help them manage stress and anxiety.



Exploration and Guidance:

Explore your options together.

Focus on strengths and interests.

Encourage realistic goal setting.



Practical Support:

Offer advice, but avoid making decisions for them.

Help with paperwork and applications.

Stay connected and supportive.



Additional Tips:

Maintain open communication.

Avoid comparisons.

Celebrate their learning and growth.



By providing a **safe space**, **offering guidance**, and **celebrating their choices**, you can help them confidently build their future.

Thinking about Your Next Step?

Consider these questions!

Where do I want to go?

Who am I?



How Do
I Get There?

Resources to help you make informed decisions



MySkillsFuture Student Portal

A one-stop portal that empowers you to embark on a journey of self-discovery and make informed education and career choices.

Use the information and tools to explore various education and career pathways and take charge of your future.

Where can we find more information?



<https://go.gov.sg/mySFsec>



Resources to help you make informed decisions



<https://go.gov.sg/whats-next-nlevel>

Resources to help you make informed decisions


Post-Secondary Education

Learn more about the admissions exercises and programmes



<https://moe.gov.sg/post-secondary/admissions>

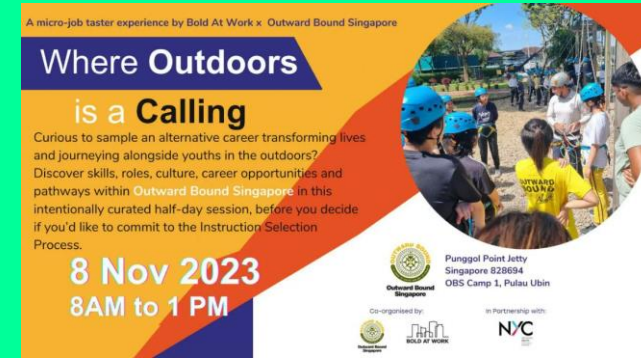
Learn more about the post-secondary education institutions



<https://moe.gov.sg/post-secondary/overview>

Resources to help you make informed decisions

Explore different jobs and industries with On My Way (OMW). Find out if your career goal and educational pathway match your interests, values and ambitions. <https://www.nyc.gov.sg/omw/home>



KNOW IT ALL

provides consolidated information about different jobs and industries - key responsibilities, skills, career paths and more!

DAY IN THE LIFE

takes you into the lives of different professionals and give you a glimpse of their jobs and what it entails through the medium of videos.

TASTER PROGRAMMES

are micro-experiences of different job roles that allow you to get a taste of working life and help you decide what to study to achieve your career aspirations!

Concerned about your next steps?

Stop

- Calm yourself down. Take a few deep breaths.

Think

- Think through the different options that are available for you. Keep things in perspective.
- Remember that the N-Level is one part of your life journey and not the destination.

Do

- Approach a trusted adult and seek his/her help. Have a conversation with this person about what would be best for you.
- Make a decision and take action based on your options.


When you receive your results, you may experience a range of emotions.

Managing these emotions well will allow you to stay calm and make rational decisions.

Reaching out for help is a sign of strength, not weakness.

If you have any questions about your options or are not coping well, do reach out to someone you trust and speak with them. It could be a parent/guardian, teacher, ECG Counsellor, School Counsellor or a friend that you can talk to.

*Is there
someone we
can speak
with?*



Support is readily available for you.

Reach out to an ECG Counsellor!


Who can we go to for ECG advice?

Make an appointment to speak with your ECG Counsellor in school.

OR

Make an ECG counselling appointment via the ECG Centre @ MOE (Grange Road) at

<https://go.gov.sg/moe-ecg-centre>



RSS ECG Counsellor

STAYING RELEVANT: HOW DO I GET THERE?

What if I need more guidance and assistance to make an informed decision?

Make an appointment to speak with ECG Counsellor in school or via <https://go.gov.sg/ecgriverside>



Ms Li Minyi
ECG Counsellor


Mondays & Wednesdays
@ Riverside Secondary School
Venue: Student Hub
Email: li_Minyi@moe.edu.sg



<https://go.gov.sg/ecgriverside>

Visit open house(s) of schools with your parents

Is there
someone we
can speak with?



Keep a lookout for some of these signs in your peers or in yourself

How can we support one another?



D

Deliberately avoiding others

I

Increased irritability, restlessness, agitation, stress and anxiety

S

Sending or posting moody messages on social media

T

Talking about death or dying

R

Reacting differently or gradually losing interest in things they used to like

E

Eating more than usual or having a much reduced appetite

S

Sleep pattern changes with difficulty falling asleep or oversleeping

S


Slowing down of energy levels

If you notice any of these signs in yourself or your friends,
have a chat with your school counsellor or teacher
Or contact SOS 24-hour hotline at **1-767** or **1800-221-4444**

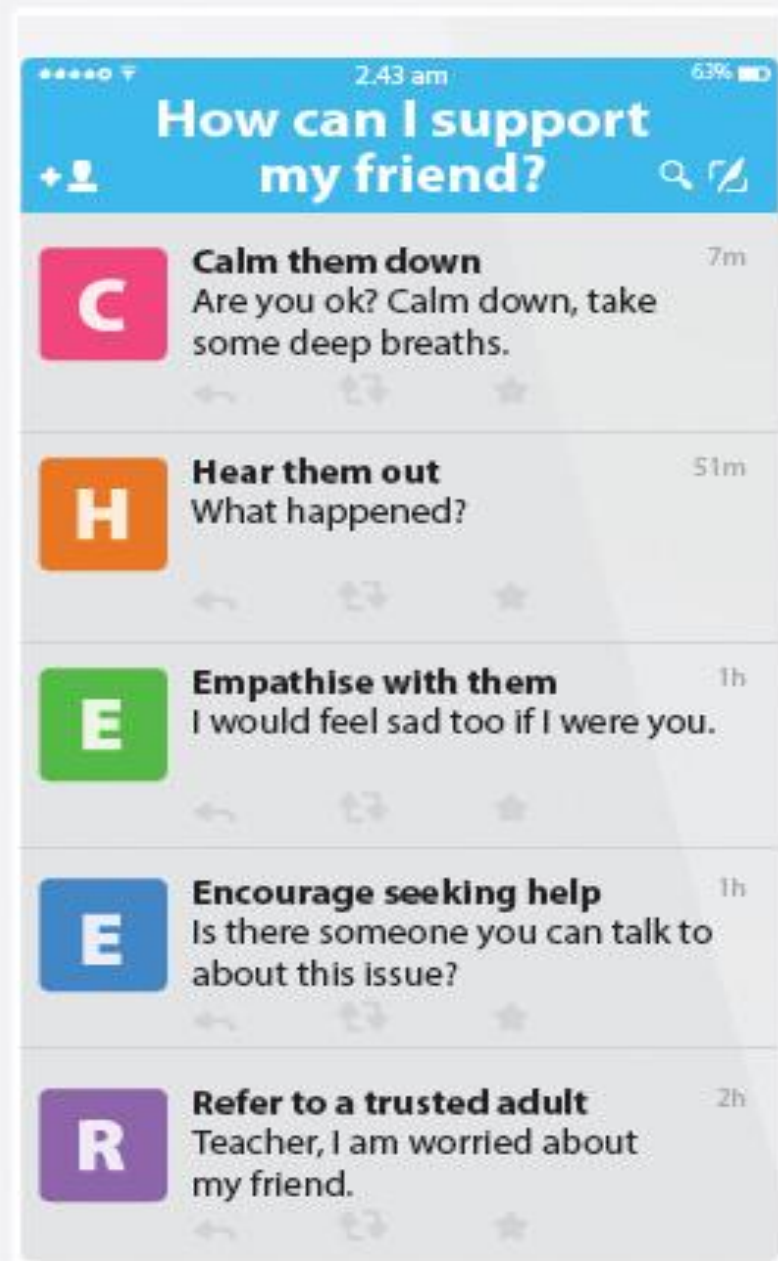


Supporting Your Friend

We may each experience different emotions upon receiving the results. You can share your friends' joy by congratulating them or give words of encouragement to friends who may be disappointed with their results.



Keep a lookout for your friends in distress. You can support them in the following ways:



Support is readily available for you.

There are other hotlines and chats available if you are more comfortable seeking help using these platforms. Scan the QR code below for a helpful resource.



SOS provides round-the-clock emotional support for those in distress, thinking of suicide or affected by suicide.

Call: **1767**
(24-hour helpline)

Whatsapp: **9151 1767**
(24-hour Care Text)

TOUCHline is a helpline to provide youths with emotional support and practical advice.

Call: **1800-377 2252**
*Monday- Friday (Excluding Public Holidays):
9am – 6pm*

Community Health Assessment Team (CHAT) provides personalised and confidential mental health checks and consultation for youths. To speak with a youth support worker, you can:

Visit: **CHAT Hub at *SCAPE, #05-05**
Call: **6493 6500/ 6501**
Email: **CHAT@mentalhealth.sg**

Carey is an online platform by Care Corner that provides free mental health check-ins with mental health professionals. Find out more at:
<https://carey.carecorner.org.sg/>

mindline.sg is an online platform that provides tools, tips and resources to help you manage your health and well-being. Find out more at:
www.mindline.sg



eC2 is an e-Counselling Centre where you can talk to a trained counsellor about the issues you are facing, right where you are.

Chat with a counsellor at:
www.ec2.sg
*Monday – Friday (Excluding Public Holidays):
10am – 12pm & 2pm – 5pm*




**The N-Level
examination is not
the destination.**

**It is part of your
education journey.**

Admission Exercises

Things to note





Admissions Exercises for N-Level Students

Where am I now?

What can I apply for?

Where do I want to go?

N(T)-Level Student

ITE EAE*

JIE 'N'/JIE 'E'

Institute of Technical Education (ITE) (Enhanced Nitec Foundation Programme, 2-year Nitec or 3-year Higher Nitec**^)

Nitec

Duration: 2 years

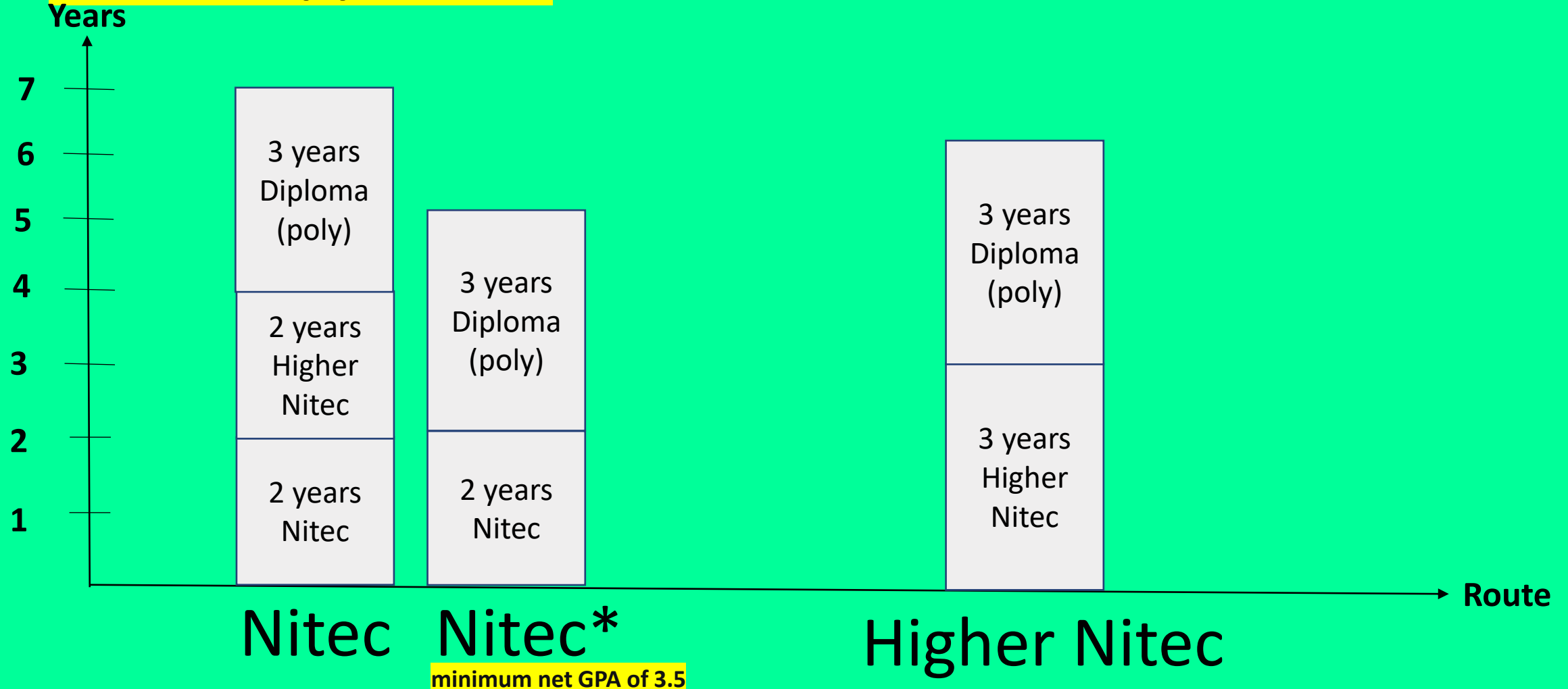
Higher Nitec (*new*)

Duration: 3 years (*selected courses*) instead of 4 years



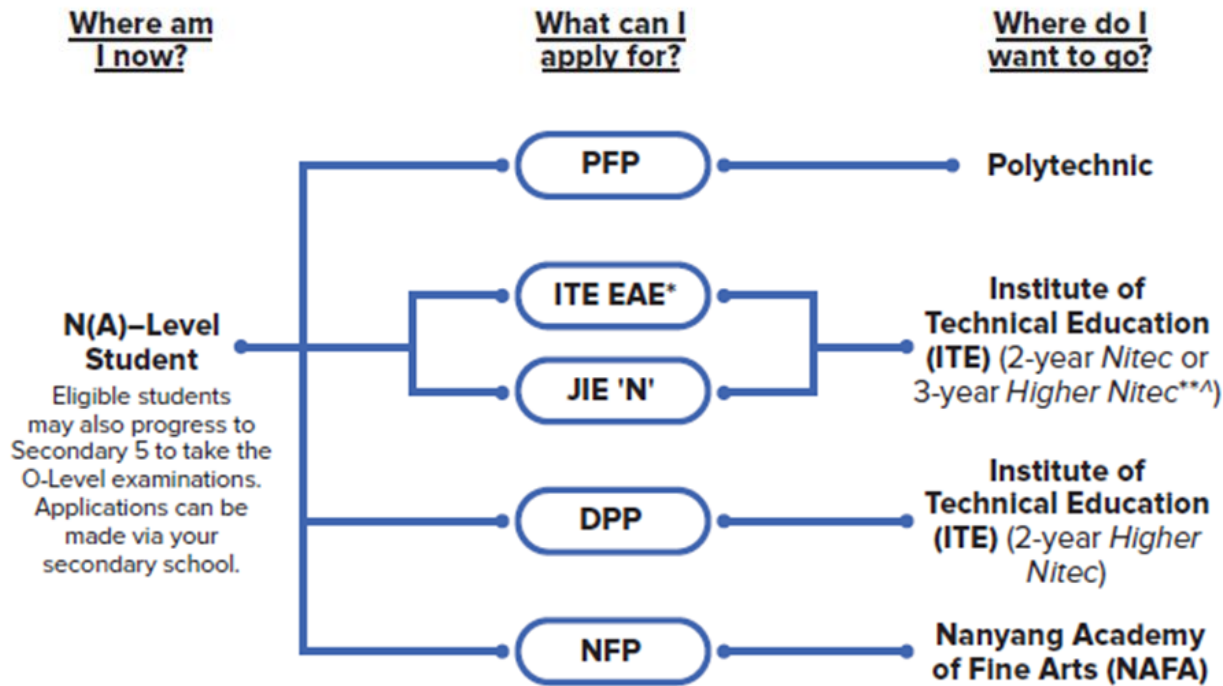
Know the Post-Secondary Course Requirements Progression Timeline for Different Pathways

For N-level (T) students



minimum net GPA of 3.5

Admissions Exercises for N-Level Students



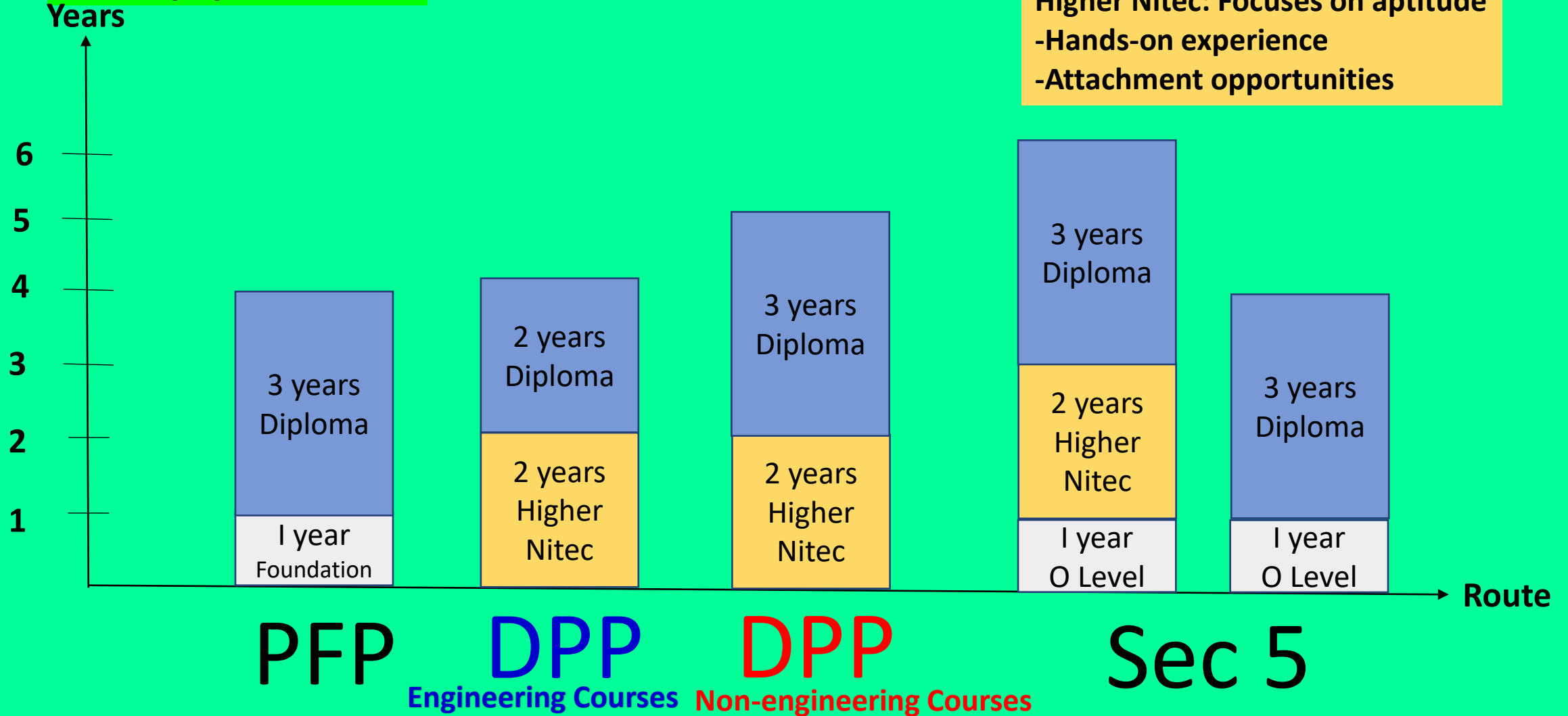
DPP Route - Higher Nitec - Diploma	Duration: 2 years Duration: 3 or 2 years
---	---

PFP Route - Foundation Programme - Diploma	Duration: 1 year Duration: 3 years
---	---------------------------------------



Know the Post-Secondary Course Requirements Progression Timeline for Different Pathways

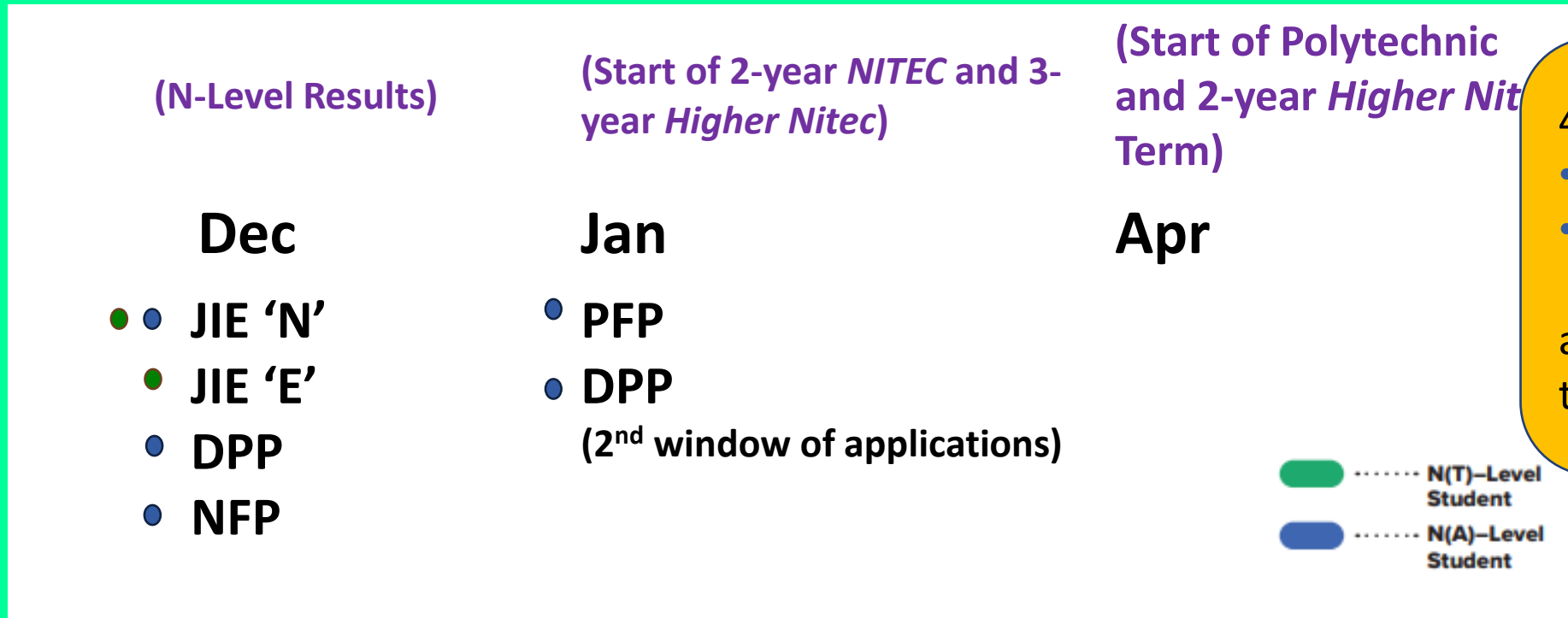
For N(A) students



ELR2B2 Range for N(A) Course Students Considering Secondary 5

Popular Course	Range of Net 2023 JAE ELR2B2		
	SP	NP	NYP
Biomedical Science	3 – 7	3 – 8	-
Pharmaceutical Science	-	4 – 9	5 – 9
Banking & Finance	6 – 12	5 – 11	8 – 13
Accountancy	3 – 12	4 – 11	6 – 12
Common Business Programme	4 – 13	5 – 12	5 - 15
Mass Communication	-	4 – 11	-
Mass Media Management	-	-	9 – 12
Aeronautical engineering	5 – 17	-	-
Aerospace engineering	-	5 – 19	9 – 16
Common ICT Programme	3 – 13	5 – 13	4 – 14

Admissions Exercises Application Timeline



4NA students who are:

- applying for PFP; or
- appealing/applying for DPP in Jan

are required to report to school on 2 Jan 2024.

Details of Admission Exercises (1)

ITE EAE – ITE Early Admissions Exercise

ITE EAE is an aptitude-based admissions exercise that allows students to apply and receive conditional offers for admission to ITE based on their aptitude and interest, prior to receiving their final GCE N-Level examination results. It allows students to demonstrate their aptitudes and interests apart from academic grades, thus allowing a wider range of talents to be recognised.



go.gov.sg/iteeae

JIE 'N'/JIE 'E' – Joint Intake Exercise

The JIE 'N' is for 2-year *Nitec* or 3-year *Higher Nitec* courses offered by ITE.

The JIE 'E' is for GCE N(T) students to apply for the 3-year *Nitec* course with Enhanced *Nitec* Foundation Programme.



go.gov.sg/applyjie

Details of Admissions Exercises

PFP – Polytechnic Foundation Programme

PFP is a one-year programme that offers a practice-oriented curriculum taught by polytechnic lecturers to better prepare polytechnic-bound Secondary 4 N(A) students for entry into selected polytechnic diploma courses. PFP students are given provisional places in diploma programmes, subject to them passing all modules in the one-year programme.



go.gov.sg/pfp

DPP – Direct-Entry-Scheme to Polytechnic Programme

DPP allows Secondary 4N(A) students to be admitted directly into selected 2-year *Higher Nitec* programmes at ITE without having to sit for the O-Level examinations or undergo a *Nitec* programme. DPP students who successfully complete their *Higher Nitec* courses at ITE and attain the required qualifying Grade Point Average (GPA) scores are guaranteed a place in a polytechnic diploma course mapped to their *Higher Nitec* course.





go.gov.sg/applydpp

NFP – NAFA Foundation Programme

NFP is a one-year practice-based programme that prepares N(A)-Level holders to pursue a diploma in the creative arts. NFP students who successfully complete the programme will be offered a place in their chosen diploma course at NAFA.



go.gov.sg/nafa-applynow

-  **N(T)–Level Student**
-  **N(A)–Level Student**

JUST-IN-TIME INFORMATION on JIE APPLICATION (Jan 2024 intake)

For N(A)* and N(T) School Leavers

***Applicable for N(A) students progressing to ITE**

Briefing Slides for Students

JUST-IN-TIME INFORMATION ON JIE APPLICATION (JAN 2022 INTAKE)

Information For Students on Key Dates for Jan 2024 intake

1. All N(A)* /N(T) school leavers are encouraged to put in an application during the **1st Phase (Main Phase)** between **18 Dec 2023 (2.30pm) to 21 Dec 2023 (5pm)**. Application results for the 1st Phase will be released on **29 Dec 2023 (from 9am)**.
2. If you wish to appeal, please accept the course offered **before** applying in the **2nd Phase (Late Application/Appeal Phase)** between **29 Dec 2023 to 3 Jan 2024**. The application results for the 2nd Phase will be known on **10 Jan 2024 (from 9am)**.

*N(A) students progressing to ITE

For further enquiries, N-Level school leavers can contact
ITE Hotline: 1800-2222-111

Key Pointers for Students on ITE's Joint Intake Exercise (JIE) for Admission to Nitec Courses

ALL N(T) students and N(A) students (who are not progressing to 5N(A) or repeating 4N(A)) are eligible for JIE.

Keen competition for Nitec and Higher Nitec courses, so use all 12 choices wisely!

Participation in Main Phase is key to secure a place in ITE!

If you are keen in the work & learn option, you may consider applying for the ITE Traineeship programme. Do apply in the Main Phase to avoid missing a place in ITE!

If you are unsuccessful in EAE, make sure you apply in Main Phase to avoid missing a place!

If you have received an additional letter, then you are eligible for the 3-year Nitec Programme (eNFP).

If you are eligible for eNFP, make sure you apply for the 2-year Nitec and 3-year Higher Nitec first before applying for eNFP!

The eNFP helps to build the necessary literacy and numeracy foundations that will enable you to successfully complete your Nitec course!

If you are counter-offered a course, accept it first before appealing for another course you may be more interested in!

DIRECT-ENTRY-SCHEME TO POLYTECHNIC PROGRAMME (DPP)

5 Things You Need to Know

1. What is the DPP?

- Prepares Sec 4N(A) students for progression into selected polytechnic diploma courses via a 2-year *Higher Nitec* programme at ITE, and a 10-week DPP preparatory course
 - Serves as an alternative to Sec 5
- Students who attain required *Higher Nitec* GPA scores are guaranteed a place in one of the polytechnic diploma courses mapped to the *Higher Nitec* course. (Refer to <https://www.ite.edu.sg/admissions/full-time-courses/higher-nitec-dpp> for course mapping.)
- About 1,200 places offered across 18 *Higher Nitec* courses

2. Am I Eligible for DPP 2023?

- Sec 4N(A) student who has sat for GCE N-Level exams in 2023
- Obtained ELMAB3 aggregate of 19 points or less (before deduction of CCA bonus points)
- Meet subject-specific entry requirements
- If you can check all 3 boxes above, you're eligible!**
(Note: Being eligible to apply does not guarantee you a place in a DPP *Higher Nitec* course.)

If you have offered GCE O-Level examination subjects in 2023, you may refer to this table for the equivalent grade to compute your ELMAB3 aggregate:

GCE O-Level Grade	Converted Grade
A1-B3	1
B4-C6	2
D7-E8	3

3. How do I Apply?

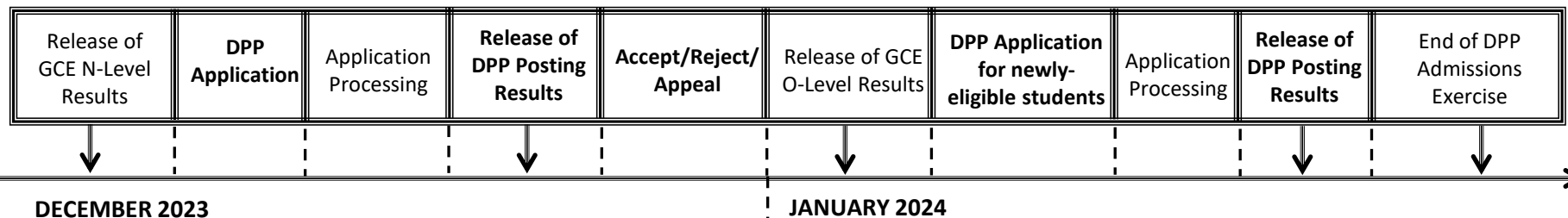
- Upon release of the GCE N-Level results, all DPP-eligible students may apply for DPP *Higher Nitec* courses via the ITE website (<https://www.ite.edu.sg>).
- You may select up to 12 course choices.
- Remember to provide updated contact details in your application to allow ITE to contact you if necessary.

4. How Will I be Informed of the Outcome?

- You should check your DPP posting results online on the morning of the release of the DPP posting results.
- You will then have to indicate if you wish to accept/reject/appeal the offer.
- If you do not accept the offer by the stipulated date, it will become void and you will be required to continue with your classes in Sec 5 or with your *Nitec* or 3-year *Higher Nitec* course if your application via JIE 'N' is successful

5. What Happens Next?

Upon accepting your DPP offer, you will attend a 10-week DPP preparatory programme that will start in Jan 2024.



More information can be found at: <https://www.ite.edu.sg/admissions/full-time-courses/higher-nitec-dpp>

POLYTECHNIC FOUNDATION PROGRAMME (PFP)

Essential Things You Need to Know

1. What is the PFP?

- A foundation year at the polytechnics that:
 - Prepares well-performing Sec 4N(A) students for progression into respective polytechnic diploma courses
 - Serves as an alternative to Sec 5
- Conducted over two academic semesters at the polytechnics
- Students must pass all PFP modules in order to progress to their respective, pre-selected diploma courses.

2. Am I Eligible for PFP 2023?

You are eligible for the PFP if you:

- Sat for GCE N-Level exams as a school candidate in 2023
- Have obtained an ELMAB3 aggregate of 12 points or less (before deduction of CCA bonus points)
- Met course-specific entry requirements as listed on the PFP website

If you can check all 3 boxes above, you're eligible!
(Note: Eligibility does not guarantee you a place in a PFP course)

If you had offered GCE O-Level examination subjects in 2023, you may refer to this table for the equivalent grade to compute your ELMAB3 aggregate:

GCE 'O' Level Grade	Converted Grade
A1-B3	1
B4-C6	2
D7	3

3. How do I Apply?

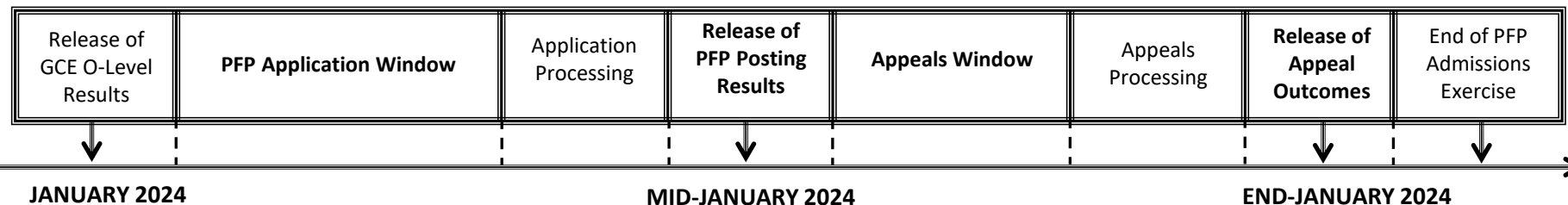
- Upon release of the GCE O-Level results, all PFP-eligible students will receive Form P containing a PFP PIN that allows them to apply for the PFP at this [link](#).
- You may select up to five course choices.
- Remember to provide updated contact details in your application to allow the polytechnics to contact you if necessary.
(Note: You should continue to attend Sec 5 from 2 January 2024 while applying for PFP.)

4. How Will I be Informed of the Outcome?

- You should log in to the PFP portal to check your application outcomes on the day of PFP posting results release.
- You will then have to indicate if you wish to accept/reject/appeal the offer.
- If you do not select any option, your offer will become invalid and you will be required to continue with your classes in Sec 5.
(Note: If your appeal is successful, your original offer will be void regardless of whether you accept the new PFP offer.)

5. What Happens Next?

- If you accept your offer, you will receive an enrolment package from the polytechnics in February/March 2024.
- The PFP year will start in April 2024.



Riverside Alumni. Welcome Onboard!





Riverside Alumni Day (RAD)



Career Talk April 2021



30th Anniversary



Class of 2005 at Homecoming!

Opportunities for Alumni to get-together, network and revisit our Riverside memories..



Speech Day 2019 (Alumni Sustained Achievement Award)

.. All while contributing back to the school and the community!

Register today!

To stay connected to the Riverside family and receive updates on latest news and events



rsalumni@live.com.sg



[rsalumniofficial](https://www.instagram.com/rsalumniofficial)



[Riverside Secondary School Alumni \(RSAlumni\)](https://www.facebook.com/RiversideSecondarySchoolAlumni)

My Best and More

Best of luck in your
future endeavors!

C.M. Punk

